

Scaled data based on original data using
LM-79-08 Approved Method: Electrical and Photometric Measurements of Solid-
State Lighting Products

Test Report Prepared for
Cooper Lighting Solutions
(formerly Eaton)

Brand: INVUE

Report Number: P173609

Luminaire Tested: **ENT-FXX-LED-E1-BL3-8030-ULG-CWB**

Issue Date: 03/03/2020

Test Information

Test Method: LM-79-08
Report Number: P173609
REPORT IS FROM IESNA LM-79-08 TEST DATA - UPLIGHT (P20107) AND DOWNLIGHT
Test Lab: INNOVATION CENTER-P3
Issue Date: 03/03/2020
Manufacturer: COOPER LIGHTING SOLUTIONS (FORMERLY EATON)
Product Line: INVUE
Catalog Number: ENT-FXX-LED-E1-BL3-8030-ULG-CWB
Description: ENTRI LED LUMINAIRE WITH UPLIGHT, EMERGENCY MODE
LIGHTBARS WITH AccuLED OPTICS - TYPE 3 W/ SPILL LIGHT CONTROL
Light Source: (14) 3000K CCT, 80 CRI LEDs
Ballast/Driver: -

Summary

Lumens per Lamp: N/A
Luminaire Lumens: 1321.3 lumens
Efficiency: N/A
Efficacy: 240.2 lumens/watt
Luminous Opening: Rectangular (W 0.33' x L: 1' x H: 0')
IES Classification: Type III - Short - Semi-Cutoff
BUG Rating: B0 - U3 - G1

Input Watts (W): 5.5
Input Voltage (V): NR
Input Current (Ain): NR
Voltage Rise (V): NR
Power Factor: NR
Total Harmonic Distortion (THDi): NR
Frequency (hertz): 60
Stabilization Time: NR
Operation Time: NR
Ambient Temperature (°C): NR
Test Distance: 25 FT

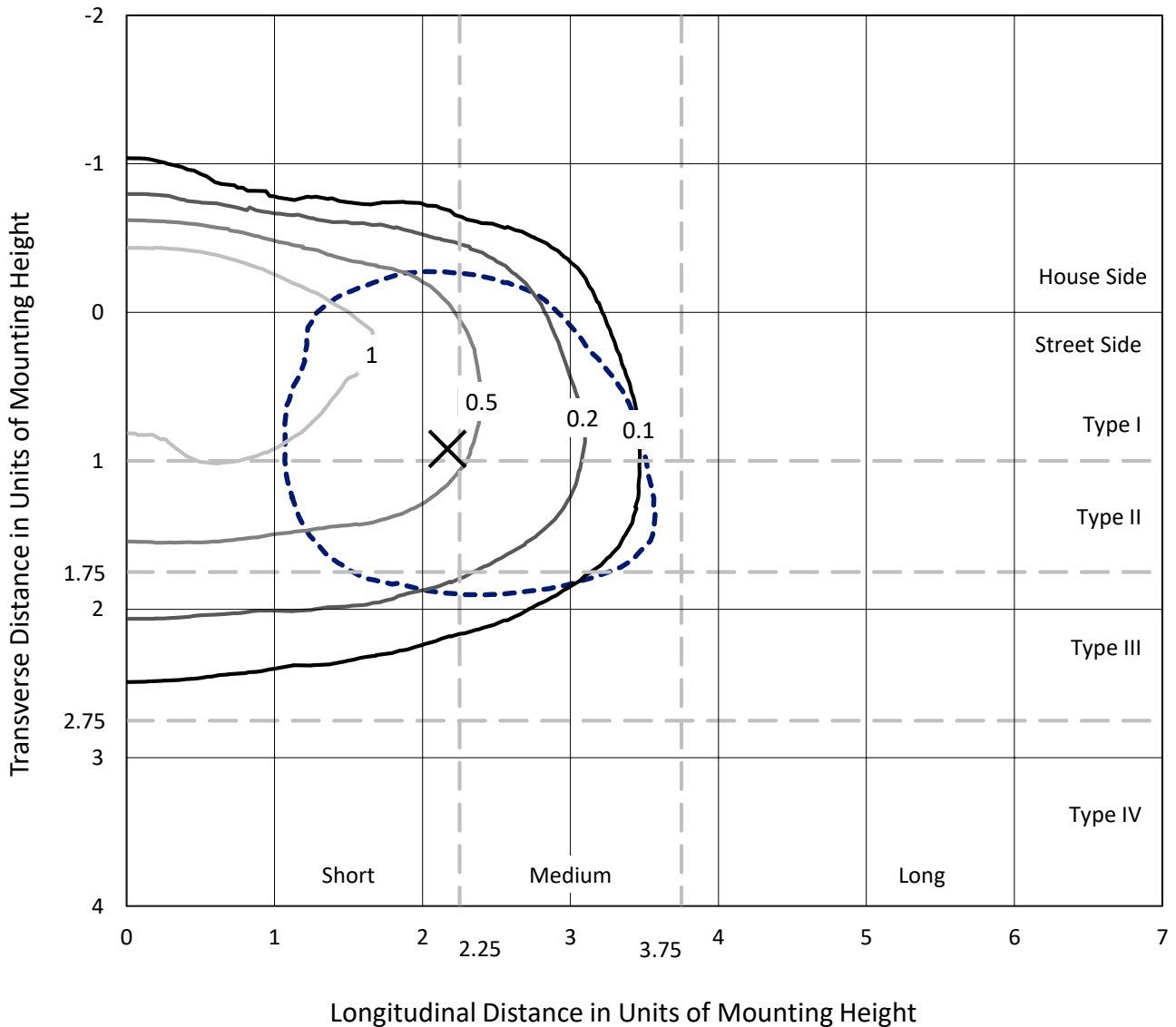


REPORT NUMBER: P173609

CATALOG NUMBER: ENT-FXX-LED-E1-BL3-8030-ULG-CWB

Iso-Footcandle Lines of Horizontal Illumination

✕ Max cd
 - - - 1/2 Max cd

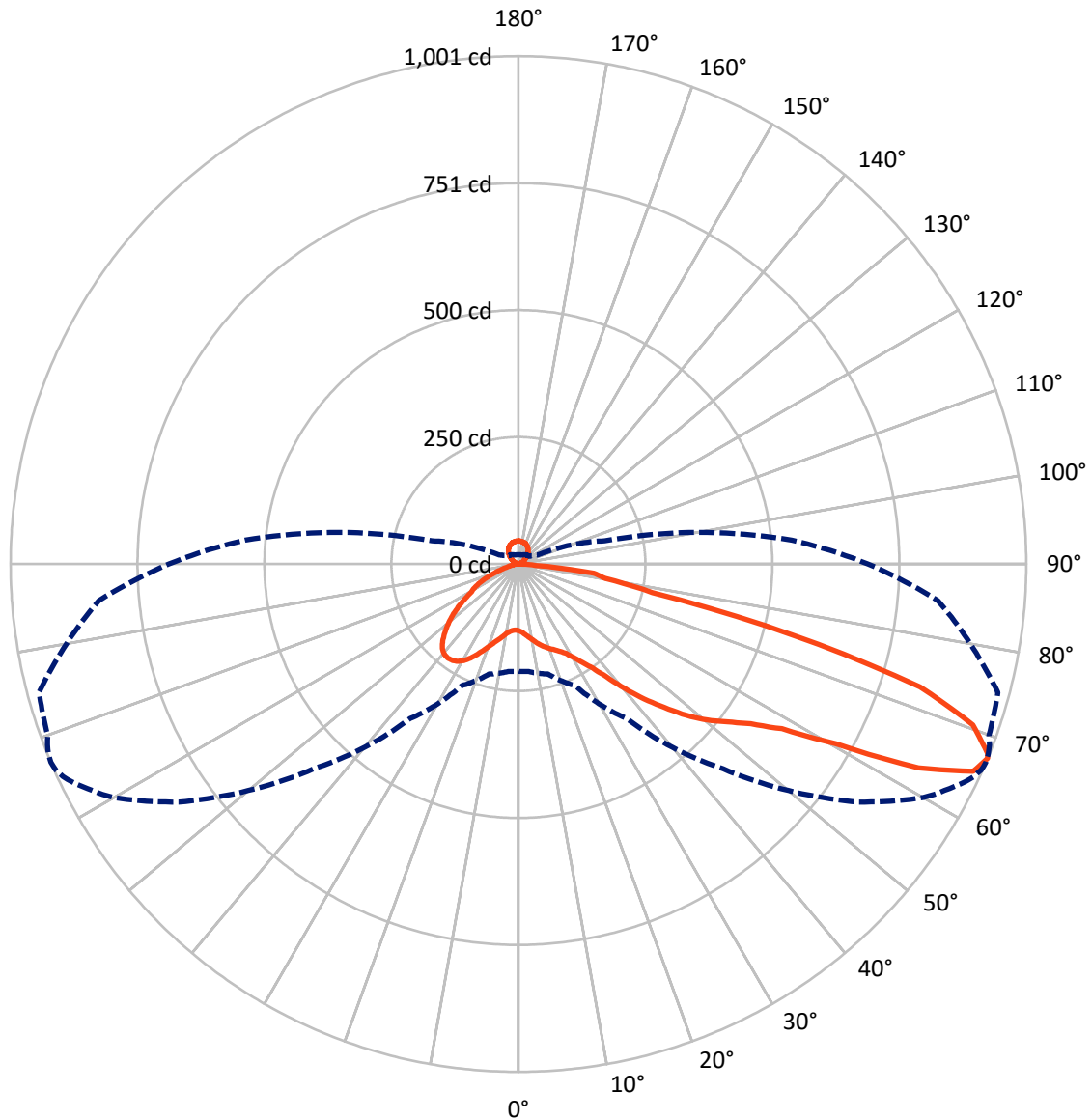


Based on 10 foot mounting height. Maximum calculated value = 1.7 fc
 Type III - Short - Semi-Cutoff

REPORT NUMBER: P173609

CATALOG NUMBER: ENT-FXX-LED-E1-BL3-8030-ULG-CWB

Luminous Intensity Polar Plot



— Vertical Plane Through 67-Deg Lateral - - - Horizontal Cone Through 67-Deg Vertical

REPORT NUMBER: P173609

CATALOG NUMBER: ENT-FXX-LED-E1-BL3-8030-ULG-CWB

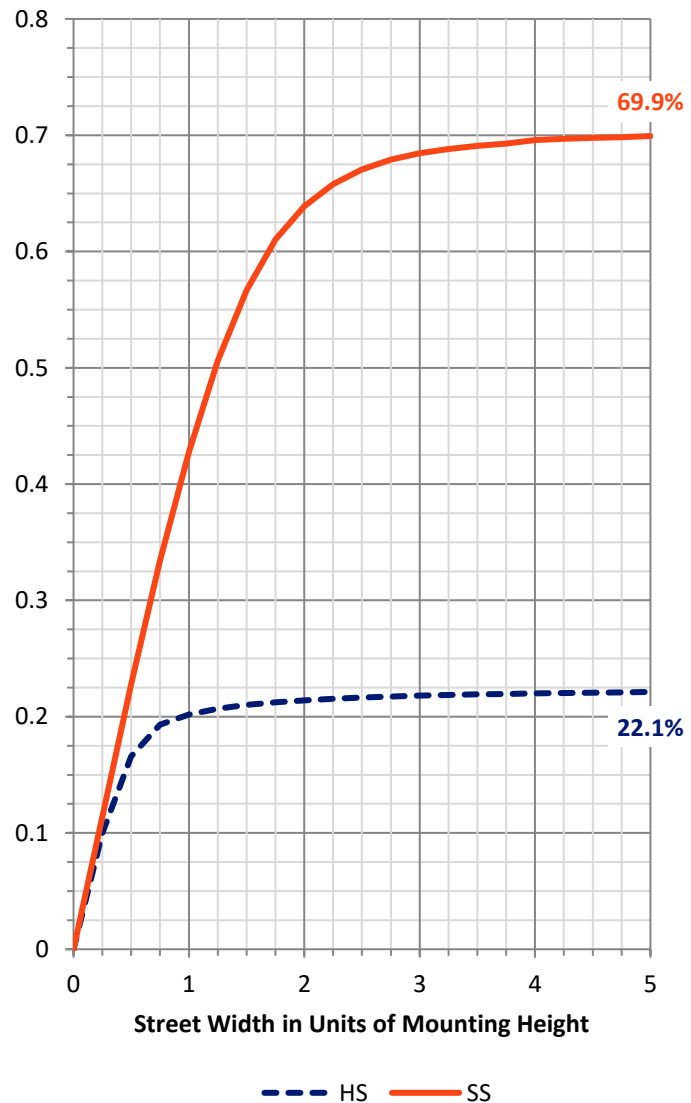
FLUX DISTRIBUTION:

		Downward	Upward	Total
House Side	Lumens	296.0	51.1	347.1
	% Fixture	22.4	3.9	26.3
Street Side	Lumens	923.2	51.1	974.2
	% Fixture	69.9	3.9	73.7
Total	Lumens	1219.2	102.1	1321.3
	% Fixture	92.3	7.7	100.0

Coefficient of Utilization

ZONAL LUMENS:

Zone	Lumens	% Fixture
0°-10°	13.2	1.0
10°-20°	45.8	3.5
20°-30°	83.0	6.3
30°-40°	121.3	9.2
40°-50°	183.7	13.9
50°-60°	263.5	19.9
60°-70°	336.7	25.5
70°-80°	157.2	11.9
80°-90°	14.7	1.1
90°-100°	0.4	0.0
100°-110°	4.0	0.3
110°-120°	8.2	0.6
120°-130°	13.9	1.1
130°-140°	19.4	1.5
140°-150°	21.2	1.6
150°-160°	18.4	1.4
160°-170°	12.4	0.9
170°-180°	4.3	0.3
0°-90°	1219.2	92.3
0°-180°	1321.3	100.0



REPORT NUMBER: P173609

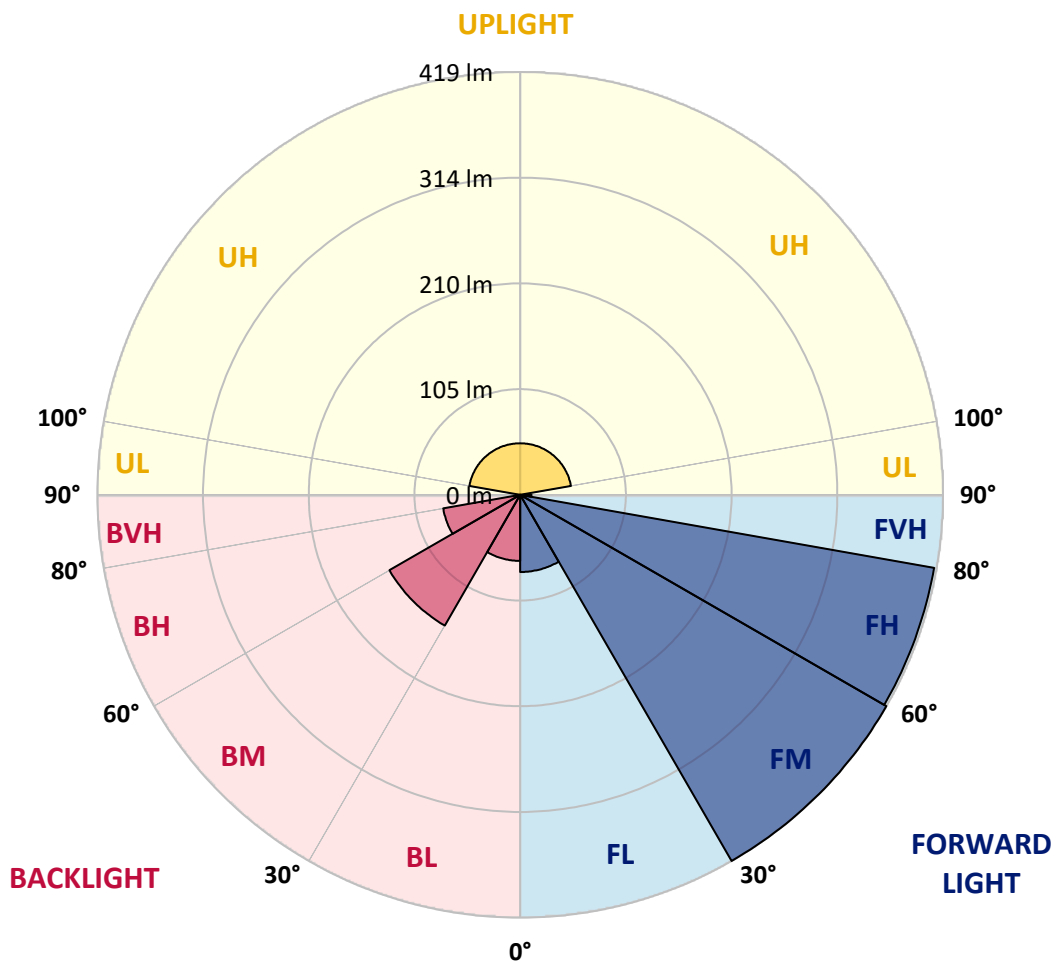
CATALOG NUMBER: ENT-FXX-LED-E1-BL3-8030-ULG-CWB

LUMINAIRE CLASSIFICATION SYSTEM LUMEN TABLE AND BUG RATING:

Zone		Lumens	% Fixture	Zone Rating/Lumen Limit		
				B	U	G
FL	(0°-30°)	76.5	5.8			
FM	(30°-60°)	419.0	31.7			
FH	(60°-80°)	416.5	31.5			G0/660
FVH	(80°-90°)	11.2	0.8			G1/100
BL	(0°-30°)	65.5	5.0	B0/110		
BM	(30°-60°)	149.5	11.3	B0/220		
BH	(60°-80°)	77.4	5.9	B0/110		G0/110
BVH	(80°-90°)	3.5	0.3			G0/10
UL	(90°-100°)	0.4	0.0		U1/10	
UH	(100°-180°)	51.1	3.9		U3/500	

BUG Rating: B0-U3-G1

Type III Short





REPORT NUMBER: P173609

CATALOG NUMBER: ENT-FXX-LED-E1-BL3-8030-ULG-CWB

CANDELA DISTRIBUTION (FULL):

	0°	5°	15°	25°	35°	45°	55°	60°	61°	62°	64°
0°	131.3	131.3	131.3	131.3	131.3	131.3	131.3	131.3	131.3	131.3	131.3
2.5°	136.5	136.5	136.7	136.7	136.5	136.5	135.1	135.1	135.1	134.9	134.9
5°	143.9	144.1	144.1	143.9	143.5	142.6	140.8	140.8	140.8	140.5	140.1
7.5°	152.5	152.3	152.5	151.8	150.9	149.8	147.3	147.1	146.6	146.6	146.2
10°	162.0	161.3	162.0	161.1	159.3	157.2	154.3	153.4	153.4	153.4	152.5
12.5°	171.7	171.4	171.9	170.3	167.2	164.9	162.0	160.8	160.6	160.6	160.2
15°	182.3	182.1	180.7	178.2	174.2	172.1	168.7	167.4	167.2	167.2	166.5
17.5°	193.3	193.3	190.0	184.7	179.1	176.2	173.7	172.8	172.6	172.6	172.3
20°	202.8	202.8	198.3	189.7	181.6	178.4	177.5	177.5	177.5	177.5	177.7
22.5°	209.8	209.1	203.0	192.4	182.5	179.8	182.1	182.3	182.3	182.7	183.0
25°	212.9	212.7	205.5	192.9	182.3	181.8	186.8	187.5	187.9	188.4	189.0
27.5°	213.2	213.2	205.9	192.6	182.1	185.4	192.6	194.7	195.1	196.0	197.1
30°	210.9	211.1	205.0	192.4	183.6	192.2	201.9	205.7	206.6	208.0	209.8
32.5°	208.2	208.7	205.0	194.7	190.6	203.9	216.8	222.2	223.1	224.9	226.7
35°	208.7	209.3	210.0	203.7	206.2	224.0	242.5	245.6	245.4	248.4	249.3
37.5°	211.6	213.2	218.1	219.3	228.7	253.5	273.0	279.7	279.7	282.4	281.5
40°	212.0	214.5	226.9	240.0	258.8	289.2	315.8	323.7	323.7	324.8	324.4
42.5°	222.7	224.9	242.7	266.0	292.6	328.4	357.8	364.8	366.3	365.2	366.1
45°	241.8	243.4	265.3	294.6	325.3	366.1	398.8	405.6	407.2	406.0	404.7
47.5°	266.2	268.4	291.7	326.4	358.0	400.9	440.8	448.7	450.3	448.4	449.1
50°	286.5	290.8	315.6	356.6	389.6	430.6	473.3	484.1	485.4	485.4	485.9
52.5°	305.0	308.8	332.7	378.5	415.1	457.5	497.4	511.4	513.0	514.1	515.0
55°	312.7	316.5	340.4	388.0	430.6	482.5	525.4	544.1	545.0	547.9	551.8
57.5°	312.9	316.0	339.5	387.8	438.8	505.1	563.5	592.6	596.2	600.0	606.6
60°	291.7	295.5	319.0	376.5	445.5	530.3	621.2	674.7	679.9	690.9	705.4
62.5°	259.6	262.3	282.6	339.3	445.5	565.3	714.2	802.6	820.0	838.0	864.6
65°	229.9	231.9	244.8	293.7	413.9	593.7	811.4	913.1	931.9	945.4	968.0
67°	211.4	212.3	224.5	264.4	371.5	570.9	818.0	920.8	936.8	950.8	979.2
67.5°	205.0	205.7	217.2	256.9	358.4	557.2	808.0	914.5	931.9	946.1	974.9
70°	157.7	155.6	165.6	202.1	289.6	444.6	709.4	832.2	852.0	871.0	905.9
72.5°	94.1	91.1	97.5	117.3	187.7	312.4	538.0	682.8	708.1	731.8	777.5
75°	56.6	56.9	61.6	75.3	102.4	196.5	347.6	444.4	468.1	490.4	526.5
77.5°	28.2	28.0	32.2	43.8	74.7	122.0	201.9	256.3	264.2	274.7	270.5
80°	9.0	8.8	9.5	11.9	26.8	81.9	127.0	160.8	164.4	166.5	169.0
82.5°	1.4	1.6	1.8	2.9	5.0	19.6	79.0	111.9	116.8	122.7	134.0
85°	0.0	0.0	0.2	0.2	0.7	1.6	7.4	19.2	20.1	24.3	28.7
87.5°	0.0	0.0	0.0	0.2	0.5	0.7	1.1	1.1	1.1	1.1	1.1
90°	0.0	0.0	0.0	0.0	0.0	0.0	0.0	0.0	0.0	0.0	0.0
92.5°	0.0	0.0	0.0	0.0	0.0	0.0	0.0	0.0	0.0	0.0	0.0
95°	0.2	0.2	0.2	0.2	0.2	0.2	0.2	0.2	0.2	0.2	0.2
97.5°	0.5	0.5	0.5	0.5	0.5	0.5	0.5	0.5	0.5	0.5	0.5
100°	1.6	1.6	1.6	1.6	1.6	1.6	1.6	1.6	1.6	1.6	1.6
102.5°	2.8	2.8	2.8	2.8	2.8	2.8	2.8	2.8	2.8	2.8	2.8
105°	3.8	3.8	3.8	3.8	3.8	3.8	3.8	3.8	3.8	3.8	3.8
107.5°	4.8	4.8	4.8	4.8	4.8	4.8	4.8	4.8	4.8	4.8	4.8



REPORT NUMBER: P173609

CATALOG NUMBER: ENT-FXX-LED-E1-BL3-8030-ULG-CWB

CANDELA DISTRIBUTION (continued):

	0°	5°	15°	25°	35°	45°	55°	60°	61°	62°	64°
110°	5.8	5.8	5.8	5.8	5.8	5.8	5.8	5.8	5.8	5.8	5.8
112.5°	6.9	6.9	6.9	6.9	6.9	6.9	6.9	6.9	6.9	6.9	6.9
115°	8.1	8.1	8.1	8.1	8.1	8.1	8.1	8.1	8.1	8.1	8.1
117.5°	9.6	9.6	9.6	9.6	9.6	9.6	9.6	9.6	9.6	9.6	9.6
120°	11.3	11.3	11.3	11.3	11.3	11.3	11.3	11.3	11.3	11.3	11.3
122.5°	13.2	13.2	13.2	13.2	13.2	13.2	13.2	13.2	13.2	13.2	13.2
125°	15.5	15.5	15.5	15.5	15.5	15.5	15.5	15.5	15.5	15.5	15.5
127.5°	17.9	17.9	17.9	17.9	17.9	17.9	17.9	17.9	17.9	17.9	17.9
130°	20.4	20.4	20.4	20.4	20.4	20.4	20.4	20.4	20.4	20.4	20.4
132.5°	22.8	22.8	22.8	22.8	22.8	22.8	22.8	22.8	22.8	22.8	22.8
135°	25.2	25.2	25.2	25.2	25.2	25.2	25.2	25.2	25.2	25.2	25.2
137.5°	27.6	27.6	27.6	27.6	27.6	27.6	27.6	27.6	27.6	27.6	27.6
140°	29.9	29.9	29.9	29.9	29.9	29.9	29.9	29.9	29.9	29.9	29.9
142.5°	32.1	32.1	32.1	32.1	32.1	32.1	32.1	32.1	32.1	32.1	32.1
145°	34.0	34.0	34.0	34.0	34.0	34.0	34.0	34.0	34.0	34.0	34.0
147.5°	35.6	35.6	35.6	35.6	35.6	35.6	35.6	35.6	35.6	35.6	35.6
150°	37.3	37.3	37.3	37.3	37.3	37.3	37.3	37.3	37.3	37.3	37.3
152.5°	38.8	38.8	38.8	38.8	38.8	38.8	38.8	38.8	38.8	38.8	38.8
155°	40.0	40.0	40.0	40.0	40.0	40.0	40.0	40.0	40.0	40.0	40.0
157.5°	41.1	41.1	41.1	41.1	41.1	41.1	41.1	41.1	41.1	41.1	41.1
160°	42.2	42.2	42.2	42.2	42.2	42.2	42.2	42.2	42.2	42.2	42.2
162.5°	43.2	43.2	43.2	43.2	43.2	43.2	43.2	43.2	43.2	43.2	43.2
165°	44.0	44.0	44.0	44.0	44.0	44.0	44.0	44.0	44.0	44.0	44.0
167.5°	44.4	44.4	44.4	44.4	44.4	44.4	44.4	44.4	44.4	44.4	44.4
170°	44.5	44.5	44.5	44.5	44.5	44.5	44.5	44.5	44.5	44.5	44.5
172.5°	44.9	44.9	44.9	44.9	44.9	44.9	44.9	44.9	44.9	44.9	44.9
175°	45.5	45.5	45.5	45.5	45.5	45.5	45.5	45.5	45.5	45.5	45.5
177.5°	45.7	45.7	45.7	45.7	45.7	45.7	45.7	45.7	45.7	45.7	45.7
180°	45.6	45.6	45.6	45.6	45.6	45.6	45.6	45.6	45.6	45.6	45.6



REPORT NUMBER: P173609

CATALOG NUMBER: ENT-FXX-LED-E1-BL3-8030-ULG-CWB

CANDELA DISTRIBUTION (continued):

	65°	66°	67°	68°	69°	70°	75°	85°	90°	95°	105°
0°	131.3	131.3	131.3	131.3	131.3	131.3	131.3	131.3	131.3	131.3	131.3
2.5°	134.7	134.7	134.5	134.2	134.2	134.2	133.8	133.6	132.2	131.7	130.8
5°	140.1	140.1	139.6	139.4	139.2	139.2	138.5	137.1	135.3	134.2	132.4
7.5°	146.0	145.7	145.3	145.3	144.4	144.4	143.5	141.0	139.2	137.6	135.3
10°	152.7	152.5	151.8	151.6	151.1	150.7	149.8	146.9	145.0	143.0	140.3
12.5°	160.2	159.7	159.3	159.0	158.6	158.1	157.2	154.5	152.7	150.7	147.5
15°	166.7	166.5	166.0	165.8	165.8	165.3	164.7	162.2	160.4	158.1	155.6
17.5°	172.6	172.3	172.1	172.1	171.9	171.9	171.7	169.4	168.3	166.5	164.0
20°	177.5	177.7	177.7	177.7	178.0	178.2	178.7	177.5	176.4	174.8	173.5
22.5°	183.0	183.2	183.8	183.8	184.3	184.5	186.1	185.9	185.4	184.3	183.2
25°	189.5	190.0	190.4	191.1	191.3	192.0	194.7	195.8	194.9	194.2	195.4
27.5°	198.0	199.0	199.4	200.3	200.8	201.7	205.7	208.2	207.5	207.8	210.3
30°	210.9	211.8	213.2	213.6	215.2	215.7	220.4	224.2	224.2	223.8	228.3
32.5°	228.1	228.7	230.3	231.5	232.3	233.2	237.8	241.8	242.3	243.6	245.4
35°	250.6	251.1	252.0	253.8	253.5	254.0	256.5	260.5	262.8	266.0	260.5
37.5°	280.4	282.0	281.5	281.7	279.9	281.1	282.0	286.3	291.0	294.1	273.2
40°	322.8	323.9	322.8	321.2	319.9	319.2	317.8	322.6	326.6	324.4	283.1
42.5°	364.1	364.5	363.6	360.9	359.8	357.5	353.9	359.8	362.1	351.4	288.3
45°	404.9	404.2	402.7	402.2	399.9	397.7	395.7	399.5	398.6	377.8	290.5
47.5°	447.8	447.1	446.0	444.2	441.7	441.2	439.4	439.0	432.4	400.4	289.4
50°	485.2	485.7	483.2	484.1	483.0	480.7	479.1	480.0	464.5	420.2	287.1
52.5°	517.5	517.5	516.3	517.5	517.0	515.9	517.2	531.9	499.7	448.2	283.8
55°	554.9	556.3	555.4	556.5	557.2	559.7	565.3	599.6	552.2	482.5	276.1
57.5°	609.7	613.1	612.2	616.7	620.8	627.3	647.8	683.9	617.4	520.2	261.0
60°	708.1	719.1	718.7	726.6	734.7	742.2	778.0	785.0	691.2	569.4	249.7
62.5°	871.9	880.9	884.7	893.3	898.5	899.8	928.7	877.5	757.0	614.0	243.4
65°	977.9	981.5	984.9	983.8	980.6	975.4	977.2	868.9	735.2	585.4	208.9
67°	990.5	998.0	1000.7	998.8	994.1	986.9	978.1	830.1	688.7	540.7	176.6
67.5°	986.9	994.6	997.1	995.5	991.4	986.0	975.6	815.5	672.9	526.3	168.3
70°	928.9	940.0	950.1	953.5	953.7	952.8	942.5	711.9	572.7	441.9	127.7
72.5°	792.0	806.2	827.4	820.6	831.5	824.5	800.8	486.6	392.5	315.8	89.6
75°	534.4	540.7	557.8	538.2	540.0	527.6	435.6	282.6	243.4	205.5	53.9
77.5°	268.9	273.0	270.2	258.5	254.0	243.9	188.6	61.4	61.4	73.1	28.2
80°	170.5	172.1	173.9	176.6	180.0	180.5	130.8	18.0	16.3	16.9	15.3
82.5°	139.9	144.1	149.8	150.9	152.3	153.4	90.2	9.9	8.1	9.0	10.8
85°	32.5	35.2	33.6	29.8	31.8	24.6	12.6	4.0	3.6	4.5	7.4
87.5°	1.1	1.1	1.1	1.1	1.1	1.1	1.1	1.1	0.9	1.6	3.8
90°	0.0	0.0	0.0	0.0	0.0	0.0	0.0	0.0	0.0	0.0	0.0
92.5°	0.0	0.0	0.0	0.0	0.0	0.0	0.0	0.0	0.0	0.0	0.0
95°	0.2	0.2	0.2	0.2	0.2	0.2	0.2	0.2	0.2	0.2	0.2
97.5°	0.5	0.5	0.5	0.5	0.5	0.5	0.5	0.5	0.5	0.5	0.5
100°	1.6	1.6	1.6	1.6	1.6	1.6	1.6	1.6	1.6	1.6	1.6
102.5°	2.8	2.8	2.8	2.8	2.8	2.8	2.8	2.8	2.8	2.8	2.8
105°	3.8	3.8	3.8	3.8	3.8	3.8	3.8	3.8	3.8	3.8	3.8
107.5°	4.8	4.8	4.8	4.8	4.8	4.8	4.8	4.8	4.8	4.8	4.8



REPORT NUMBER: P173609

CATALOG NUMBER: ENT-FXX-LED-E1-BL3-8030-ULG-CWB

CANDELA DISTRIBUTION (continued):

	65°	66°	67°	68°	69°	70°	75°	85°	90°	95°	105°
110°	5.8	5.8	5.8	5.8	5.8	5.8	5.8	5.8	5.8	5.8	5.8
112.5°	6.9	6.9	6.9	6.9	6.9	6.9	6.9	6.9	6.9	6.9	6.9
115°	8.1	8.1	8.1	8.1	8.1	8.1	8.1	8.1	8.1	8.1	8.1
117.5°	9.6	9.6	9.6	9.6	9.6	9.6	9.6	9.6	9.6	9.6	9.6
120°	11.3	11.3	11.3	11.3	11.3	11.3	11.3	11.3	11.3	11.3	11.3
122.5°	13.2	13.2	13.2	13.2	13.2	13.2	13.2	13.2	13.2	13.2	13.2
125°	15.5	15.5	15.5	15.5	15.5	15.5	15.5	15.5	15.5	15.5	15.5
127.5°	17.9	17.9	17.9	17.9	17.9	17.9	17.9	17.9	17.9	17.9	17.9
130°	20.4	20.4	20.4	20.4	20.4	20.4	20.4	20.4	20.4	20.4	20.4
132.5°	22.8	22.8	22.8	22.8	22.8	22.8	22.8	22.8	22.8	22.8	22.8
135°	25.2	25.2	25.2	25.2	25.2	25.2	25.2	25.2	25.2	25.2	25.2
137.5°	27.6	27.6	27.6	27.6	27.6	27.6	27.6	27.6	27.6	27.6	27.6
140°	29.9	29.9	29.9	29.9	29.9	29.9	29.9	29.9	29.9	29.9	29.9
142.5°	32.1	32.1	32.1	32.1	32.1	32.1	32.1	32.1	32.1	32.1	32.1
145°	34.0	34.0	34.0	34.0	34.0	34.0	34.0	34.0	34.0	34.0	34.0
147.5°	35.6	35.6	35.6	35.6	35.6	35.6	35.6	35.6	35.6	35.6	35.6
150°	37.3	37.3	37.3	37.3	37.3	37.3	37.3	37.3	37.3	37.3	37.3
152.5°	38.8	38.8	38.8	38.8	38.8	38.8	38.8	38.8	38.8	38.8	38.8
155°	40.0	40.0	40.0	40.0	40.0	40.0	40.0	40.0	40.0	40.0	40.0
157.5°	41.1	41.1	41.1	41.1	41.1	41.1	41.1	41.1	41.1	41.1	41.1
160°	42.2	42.2	42.2	42.2	42.2	42.2	42.2	42.2	42.2	42.2	42.2
162.5°	43.2	43.2	43.2	43.2	43.2	43.2	43.2	43.2	43.2	43.2	43.2
165°	44.0	44.0	44.0	44.0	44.0	44.0	44.0	44.0	44.0	44.0	44.0
167.5°	44.4	44.4	44.4	44.4	44.4	44.4	44.4	44.4	44.4	44.4	44.4
170°	44.5	44.5	44.5	44.5	44.5	44.5	44.5	44.5	44.5	44.5	44.5
172.5°	44.9	44.9	44.9	44.9	44.9	44.9	44.9	44.9	44.9	44.9	44.9
175°	45.5	45.5	45.5	45.5	45.5	45.5	45.5	45.5	45.5	45.5	45.5
177.5°	45.7	45.7	45.7	45.7	45.7	45.7	45.7	45.7	45.7	45.7	45.7
180°	45.6	45.6	45.6	45.6	45.6	45.6	45.6	45.6	45.6	45.6	45.6



REPORT NUMBER: P173609

CATALOG NUMBER: ENT-FXX-LED-E1-BL3-8030-ULG-CWB

CANDELA DISTRIBUTION (continued):

	115°	125°	135°	145°	155°	165°	175°	180°
0°	131.3	131.3	131.3	131.3	131.3	131.3	131.3	131.3
2.5°	129.9	129.2	128.3	128.1	127.9	127.5	127.2	127.0
5°	130.6	129.2	127.9	127.0	126.6	126.1	125.7	125.7
7.5°	133.3	131.7	129.7	128.8	127.9	127.2	126.8	126.8
10°	137.8	136.0	133.6	132.4	131.3	130.6	130.2	129.7
12.5°	144.6	142.3	139.4	137.6	136.5	136.2	135.8	135.6
15°	152.9	150.5	147.3	145.5	143.7	143.2	142.8	142.6
17.5°	161.3	159.3	156.8	153.6	150.0	147.1	145.7	145.5
20°	170.8	169.8	166.0	159.0	151.1	145.0	142.6	142.6
22.5°	182.7	180.2	171.0	158.6	146.9	138.3	134.9	134.9
25°	195.8	187.5	170.3	153.6	139.2	128.6	124.1	124.1
27.5°	207.3	189.5	166.3	145.3	127.7	116.2	111.0	110.8
30°	216.3	188.4	159.0	133.6	114.1	101.0	95.2	95.2
32.5°	221.3	184.5	149.1	119.8	97.7	82.8	75.6	75.8
35°	222.7	178.0	136.0	101.5	77.8	63.2	56.6	56.6
37.5°	221.3	167.6	119.8	81.4	58.2	47.8	42.9	42.4
40°	216.8	152.0	98.1	59.5	43.3	37.2	35.2	34.7
42.5°	207.8	133.3	73.8	42.6	34.7	32.2	31.8	31.6
45°	193.5	108.0	51.2	33.4	31.1	30.5	30.5	30.2
47.5°	175.7	82.6	36.6	29.6	29.3	29.3	29.3	29.3
50°	155.9	58.4	29.8	28.0	27.7	28.2	28.4	28.4
52.5°	135.3	40.8	27.3	26.8	26.4	27.1	27.3	27.3
55°	113.0	32.0	26.2	25.7	25.0	25.3	25.7	25.7
57.5°	90.0	28.4	25.7	25.0	23.7	23.7	24.2	24.2
60°	71.5	27.3	25.5	23.9	22.1	22.1	22.6	22.8
62.5°	59.8	27.1	25.5	22.8	21.4	20.8	21.2	21.2
65°	49.9	27.1	24.8	22.8	20.3	19.4	19.8	19.8
67°	41.7	26.6	24.3	22.8	19.8	18.7	18.7	18.7
67.5°	39.5	26.4	24.6	22.8	19.6	18.5	18.3	18.3
70°	29.6	23.9	24.6	23.0	19.2	16.9	16.5	16.5
72.5°	23.0	21.9	23.9	23.7	18.7	15.6	14.7	14.4
75°	18.7	19.8	24.2	23.0	17.6	14.2	12.9	12.6
77.5°	16.0	16.9	20.3	18.5	14.7	12.6	11.3	11.0
80°	12.6	14.4	14.4	12.6	10.8	10.2	9.5	9.5
82.5°	10.2	11.0	9.5	8.6	8.1	7.9	7.4	7.4
85°	8.4	9.0	7.0	6.3	6.1	5.9	5.4	5.4
87.5°	6.5	5.6	3.6	3.4	3.4	3.2	3.2	3.4
90°	0.0	0.0	0.0	0.0	0.0	0.0	0.0	0.0
92.5°	0.0	0.0	0.0	0.0	0.0	0.0	0.0	0.0
95°	0.2	0.2	0.2	0.2	0.2	0.2	0.2	0.2
97.5°	0.5	0.5	0.5	0.5	0.5	0.5	0.5	0.5
100°	1.6	1.6	1.6	1.6	1.6	1.6	1.6	1.6
102.5°	2.8	2.8	2.8	2.8	2.8	2.8	2.8	2.8
105°	3.8	3.8	3.8	3.8	3.8	3.8	3.8	3.8
107.5°	4.8	4.8	4.8	4.8	4.8	4.8	4.8	4.8



REPORT NUMBER: P173609

CATALOG NUMBER: ENT-FXX-LED-E1-BL3-8030-ULG-CWB

CANDELA DISTRIBUTION (continued):

	115°	125°	135°	145°	155°	165°	175°	180°
110°	5.8	5.8	5.8	5.8	5.8	5.8	5.8	5.8
112.5°	6.9	6.9	6.9	6.9	6.9	6.9	6.9	6.9
115°	8.1	8.1	8.1	8.1	8.1	8.1	8.1	8.1
117.5°	9.6	9.6	9.6	9.6	9.6	9.6	9.6	9.6
120°	11.3	11.3	11.3	11.3	11.3	11.3	11.3	11.3
122.5°	13.2	13.2	13.2	13.2	13.2	13.2	13.2	13.2
125°	15.5	15.5	15.5	15.5	15.5	15.5	15.5	15.5
127.5°	17.9	17.9	17.9	17.9	17.9	17.9	17.9	17.9
130°	20.4	20.4	20.4	20.4	20.4	20.4	20.4	20.4
132.5°	22.8	22.8	22.8	22.8	22.8	22.8	22.8	22.8
135°	25.2	25.2	25.2	25.2	25.2	25.2	25.2	25.2
137.5°	27.6	27.6	27.6	27.6	27.6	27.6	27.6	27.6
140°	29.9	29.9	29.9	29.9	29.9	29.9	29.9	29.9
142.5°	32.1	32.1	32.1	32.1	32.1	32.1	32.1	32.1
145°	34.0	34.0	34.0	34.0	34.0	34.0	34.0	34.0
147.5°	35.6	35.6	35.6	35.6	35.6	35.6	35.6	35.6
150°	37.3	37.3	37.3	37.3	37.3	37.3	37.3	37.3
152.5°	38.8	38.8	38.8	38.8	38.8	38.8	38.8	38.8
155°	40.0	40.0	40.0	40.0	40.0	40.0	40.0	40.0
157.5°	41.1	41.1	41.1	41.1	41.1	41.1	41.1	41.1
160°	42.2	42.2	42.2	42.2	42.2	42.2	42.2	42.2
162.5°	43.2	43.2	43.2	43.2	43.2	43.2	43.2	43.2
165°	44.0	44.0	44.0	44.0	44.0	44.0	44.0	44.0
167.5°	44.4	44.4	44.4	44.4	44.4	44.4	44.4	44.4
170°	44.5	44.5	44.5	44.5	44.5	44.5	44.5	44.5
172.5°	44.9	44.9	44.9	44.9	44.9	44.9	44.9	44.9
175°	45.5	45.5	45.5	45.5	45.5	45.5	45.5	45.5
177.5°	45.7	45.7	45.7	45.7	45.7	45.7	45.7	45.7
180°	45.6	45.6	45.6	45.6	45.6	45.6	45.6	45.6

(END OF REPORT)